



*We Are Taking
Ultrasound To
The Next Level...*

*Unparalleled
Image Quality
And Extreme
Accuracy In
Measurements.*

 **SONOMED** INC.

The SONOMED logo features a stylized graphic of several parallel lines of varying lengths, creating a sense of motion or a fan shape, positioned to the left of the company name. The name "SONOMED" is in a large, bold, sans-serif font, and "INC." is in a smaller font to the right.

VuMAX™ II

We Are Taking High Resolution, High Frequency Ultrasonic Bio-Microscopy To The Next Level...

The VuMax-II, Ultrasonic Bio-Microscope takes you to another level of accuracy in high resolution, high frequency ultrasound with its unmatched image resolution and precise sulcus to sulcus and high detail angle imaging. Users can now visualize structures and mechanisms behind the Iris that cannot be seen with OCT technology. The VuMax-II also incorporates powerful processing tools and our proprietary image enhancing Focus Software enabling users clearer, sharper details of images previously not attainable.

The system is PC-based, networkable and is capable of AVI and JPEG file formats for export. The 18.5mm x 14 mm deep scanning field captures the entire anterior segment in one scan and provides advanced intraocular measurement capabilities. The 45-second digital dynamic recording capability allows playback, adjustment of Gain, TGC and Contrast, live zoom scan and isolation of a single frame for more efficient examination and better diagnosis.

The VuMax-II comes with a lightweight, hand-held probe and three custom made immersion cups to ensure a comfortable fit and ease of use. Non-invasive evaluations can be performed anywhere that the patient can be comfortably reclined.

Features and Options Include:

- Hand Piece with 35Mhz and/or 50Mhz Transducer(s)
- CPU with Multi Frequency Cable
- Scan Cap Kit (4-Different Sizes)
- JPEG Saving Function
- AVI Saving Function
- Patient and Images Data Base
- Post Processing Tools (Ruler Caliper Area)
- Auto Measuring Post Processing Tools
- Proprietary Image Enhancing Focus Software
- Video Printer Capabilities
- USB Video Printer
- Print Reports On Standard Printer
- Photo Printer
- Sulcus to Sulcus Measuring
- Accommodation Dynamics
- Mobile Cart
- 17" TFT Monitor
- Goose Neck Gantry Arm with Probe Holder

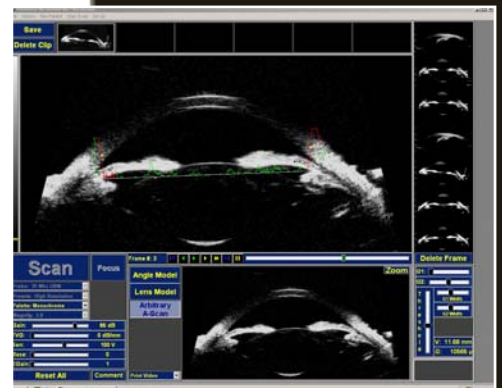
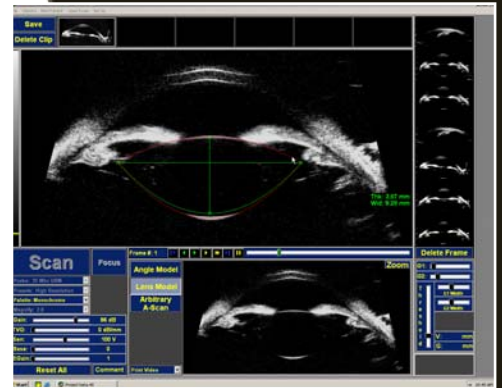
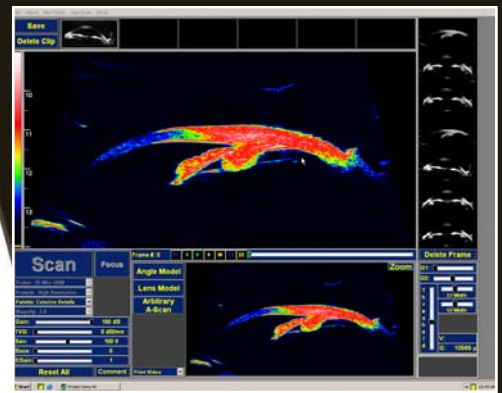


SONOMED, your trusted source in ultrasound for over 27 years, is committed to providing technology enhancements and product features that will increase performance and improve quality of patient care with unparalleled customer service and support.

Give SONOMED a call and find out how *VuMax-II* can enhance your practice.

1979 Marcus Avenue, Suite C105 • Lake Success, NY 11042 USA
Toll: (800) 227-1285 • www.sonomedinc.com

© Copyright 2006 Sonomed Inc., All Rights Reserved.



SONOMED INC.

Sonomed, Inc. is a subsidiary of Escalon Medical Corp